

POWER

STEP

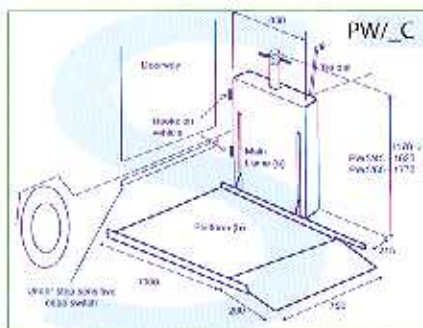
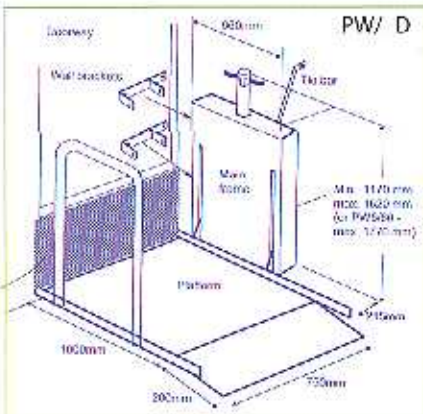
POWER

STEP

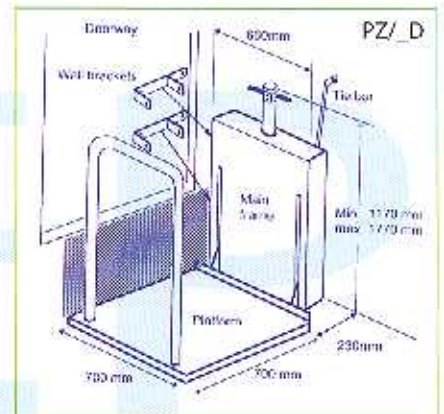


Powerstep lifts are unique and are designed to enable negotiation of one or two steps up to a height of 600mm (24").

They provide a simple alternative to intrusive ramps, moving home or selling your caravan / holiday home.



With their compact design, foldable platforms and hinging option, they can fit where other lifts cannot.



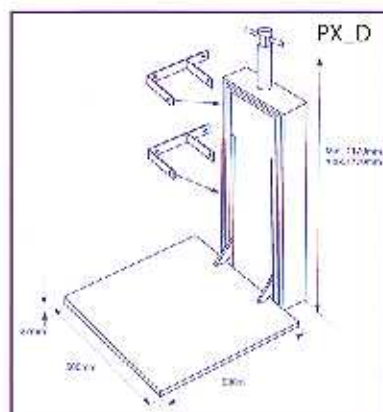
Wheelchair

With added safety features and an anti-roll-off device, these are an ideal alternative to ramps for the wheelchair user.



They have been designed with a comprehensive range of safety and user features

Each Powerstep has been designed with a comprehensive range of safety and user features

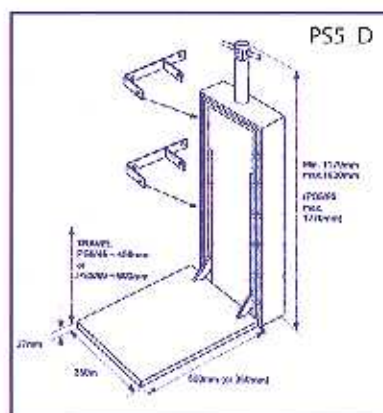


Domestic lifts

This range comprises of Stand-on, Walking Frame and Wheelchair Powersteps, powered through a domestic mains transformer. They have multi site uses, and a range of fixing options are available. With their compact design, foldable platforms and linging option, they can fit where other lifts cannot.

Options	Stand-on	Walking frame	Wheelchair
Wired remote control	●	●	●
Platform upgrade available	●	●*	
Wheeled freestanding foldable legs (level ground only)	●		
Steady bar	●		
Safety handrail		●	●
Key lock off switch	●	●	●
Wired call stations	●	●	●

* on large walking frame model only



Caravan Lifts

Both Stand-on and Wheelchair Powersteps are available. These can easily be used at different sites, and are powered by the caravan (or vehicle's) own battery. Fixed for stability by discreet brackets, the lifts are light and portable. They can be attached to or removed from the brackets in seconds without the use of tools. Additional anti-trap strips are installed below the doorway for added safety.

Options	Stand-on	Wheelchair
Wired remote control	●	●
Platform upgrade available	●	
Wheeled freestanding foldable legs (level ground only)	●	
Steady bar	●	
Safety handrail		●
Key lock off switch	●	●
Wired call stations	●	●
Mains Transformer	●	●

Specifications

Code	Lift Type	Power source	Platform(mm)	Weight		Max sill height (mm)	Max load weight (mm)
P55/45D	Domestic stand on	Mains Transformer	350 x 500	17 kg		450	125
P55/60D	Domestic stand on	Mains Transformer	350 x 500	19 kg		600	125
PX5/60D	Small Walking frame	Mains Transformer	500 x 600	22 kg		600	125
PZ5/60D	Large walking frame	Mains Transformer	700 x 700	Platform 8 kg	Mainframe 24 kg	600	160
PW5/45D	Domestic wheelchair	Mains Transformer	750 x 1000	14.5 kg	22 kg	450	160
PW5/60D	Domestic wheelchair	Mains Transformer	750 x 1000	14.5 kg	24 kg	600	160
P55/45C	Caravan Stand on	Vehicle Battery	350 x 350	16 kg		450	125
P55/60C	Caravan Stand on	Vehicle Battery	350 x 350	18 kg		600	125
PW5/45C	Caravan wheelchair	Vehicle battery	750 x 1000	14.5 kg	22 kg	450	160
PW5/60C	Caravan Wheelchair	Vehicle battery	750 x 1000	14.5 kg	24 kg	600	160

Manufacture to special requirements will always be considered, e.g., platforms for side access, flush fitting or unusual installations. Please contact our sales office for further information.

These lifts are designed for light use e.g. max of 10 uses an hour if the maximum load of 25 stone and travel of 600mm (24") are required

