

patient
handling

Technical Specification

Mermaid	
Safe working load	125 kg (19.6 stone)
Maximum height to base of seat	740 mm
Minimum height to base of seat	140 mm
Maximum seat travel	485 mm
Maximum width of seat	450 mm
Maximum width between arms	395 mm
Maximum depth of seat	410 mm
Centre of seat to centre of mast	430 mm
Maximum seat turning radius	850 mm
Maximum seat turning radius with end fitting arm option	865 mm
Minimum recommended clearance from mast to allow for seat rotation	1000 mm
Total weight Mermaid manual	29 kg
Total weight Mermaid electric	37 kg
Ranger seat	
Maximum height to base of seat	740 mm
Minimum height to base of seat	140 mm
Maximum seat travel	485 mm
Maximum width of seat	360 mm
Maximum width between arms	430 mm
Maximum depth of seat	410 mm
Centre of seat to centre of mast	430 mm
Maximum seat turning radius	840 mm
Maximum seat turning radius with end fitting arm option	890 mm
Minimum recommended clearance from mast to allow for seat and leg rotation chassis (ranger models only)	1000 mm
Total weight Ranger chair	13.3 kg
Ranger transporter	
Maximum width	610 mm
Maximum depth	560 mm
Maximum height	610 mm
Seat height	510 mm
Seat to foot rest	430 - 480 mm
Dipper	
Safe working load	140 kg (22 stone)
Boom length	1498 mm
Height, (Socket A & B, boom lowered)	1422 mm
Height (Socket A & B, boom full elevation)	2108 mm
Base of seat above floor level (Socket A & B)	889 mm
Base of seat below floor level (Socket A & B)	914 mm
Height (Socket C, boom lowered)	1572 mm
Height (Socket C, boom full elevation)	2258 mm
Base of seat above floor level (Socket C)	1039 mm
Base of seat below floor level (Socket C)	764 mm
Weight mast assembly	15.4 kg
Weight boom assembly	10.4 kg
Weight chair support tube	3.6 kg
Weight ranger seat	4.5 kg
Weight ranger chassis	8.7 kg
Weight spreader bar assembly	1.7 kg
Materials	Stainless steel, mild steel coated

There could be options and features depicted in this brochure that may not be available in your country. Please refer to your order form or contact your local Sunrise Medical dealer for further information.

Distributor:



Sunrise Medical Limited
High Street Wollaston
West Midlands DY8 4PS
England
Phone +44 (0) 1384 446622
Fax +44 (0) 1384 446644
www.sunrisemedical.co.uk



© 2003 Sunrise Medical
0503/XXXX00690XXX.UK
Ref.A

OXFORD

patient
handling



**DIPPER
RANGER
MERMAID**



BATHING RANGE

Combined, the Oxford Dipper, Ranger and Mermaid are one of the markets most functional and versatile bathing systems, allowing patients to bathe in both safety and comfort.

The compatibility of the three bathing products is unique and provides the key solution to keeping patient transfers to a minimum.

These products ideally suit the following locations:

- Dipper: pool and quay side
- Ranger: bath and pool transit system
- Mermaid: bath

DIPPER

The Dipper is for use at swimming pools, therapy pools and quay-side locations with a specification that is highly functional and easy to use. It's design assures full integration with the pool or quayside environment.

The market leading Dipper is a proven, reliable and safe method of gaining access to the water and has a weight capacity of 140 kg (22 stone).

The Dipper hoist can be used with either a spreader bar and sling arrangement or the RANGER transporter chair.



Dipper



Dipper with Ranger transporter



Dipper with spreader bar and sling

RANGER

The **Ranger transporter system** provides easy access to bath side or pool side locations. The Ranger transporter can also be used as a toileting aid and comes with several options.

Options:

- MD footrest (fabric)
- Bed pan commode
- Shower seat

Standard features:

- Commode seat
- Safety arms
- Adjustable footrest



MERMAID

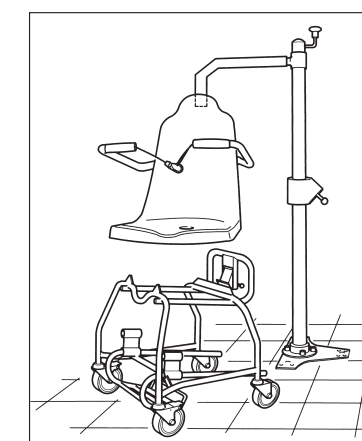
The Mermaid hoist is a fixed bath side hoist that enables patients to safely transfer in and out of the bath. The Mermaid is available in both electric and manual versions and can be fixed either at the side or end of the bath. The Mermaid can also be used with either a fixed seat version or with the Ranger transporter system.

Features include:

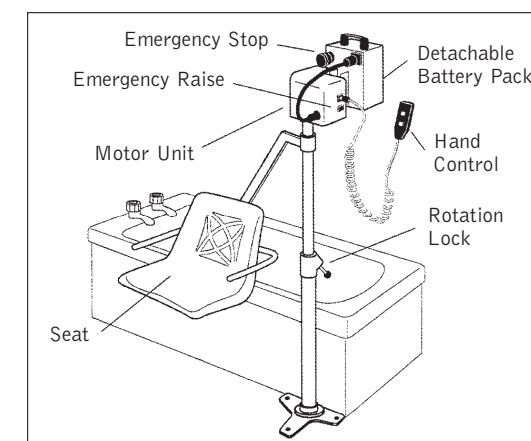
- Wooden and concrete floor fixings as standard
- Optional side or end fit configuration, safety arms, commode seat and electric retro-fit



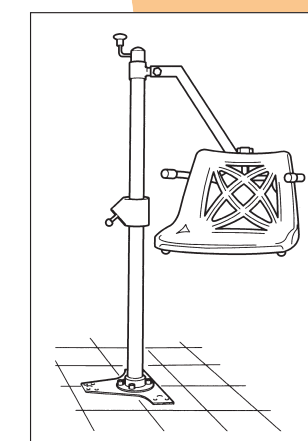
Safety arms and commode options



Ranger transporter



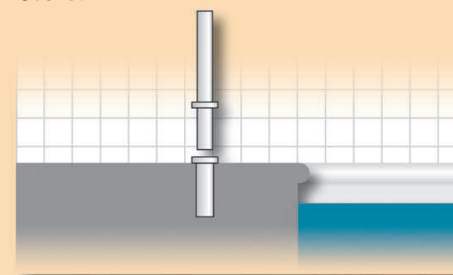
Mermaid electric



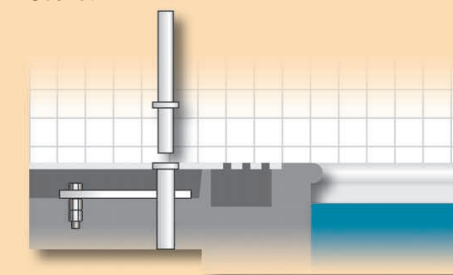
Mermaid manual

Dipper floor fixing options

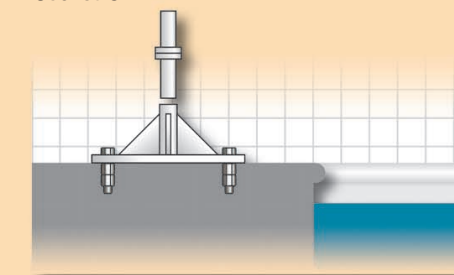
Socket A



Socket B



Socket C



For maximum flexibility when installing, the Dipper comes with 3 floor fixing options, which ensure the Dipper is suitable for practically any location.

The A and B locating socket is set into the pool surround and when not in use leaves a completely flush and safe surface.