



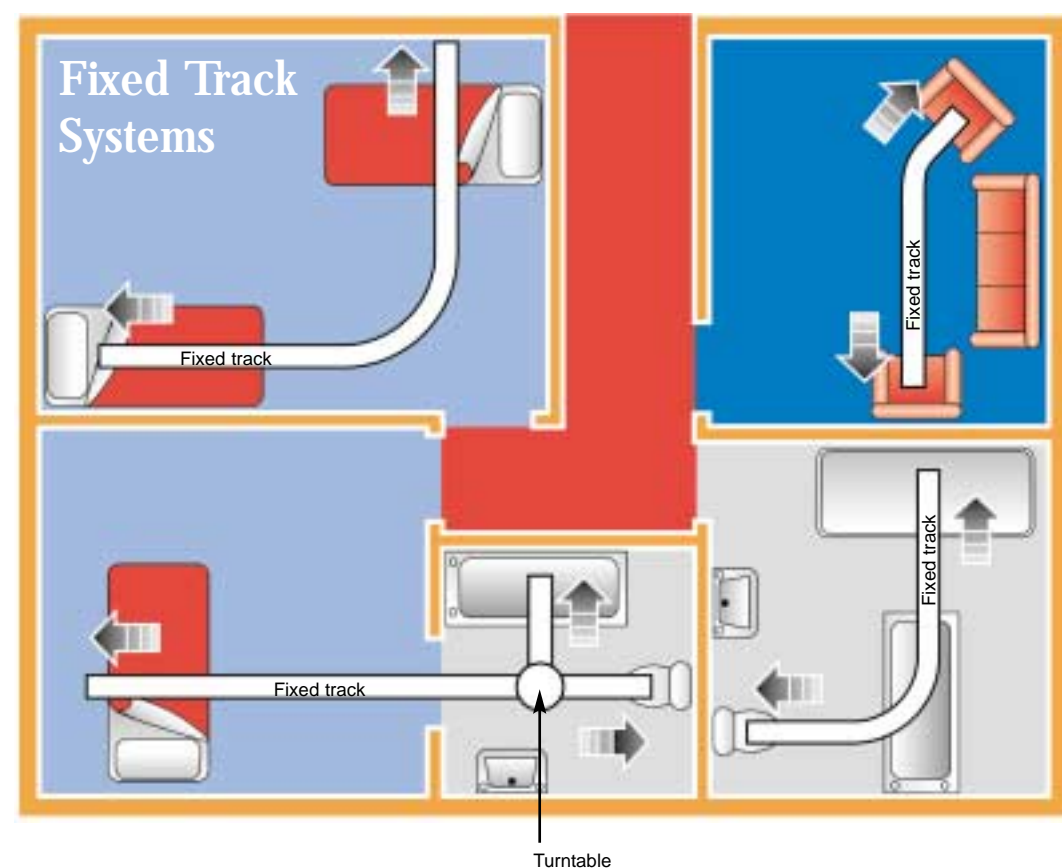
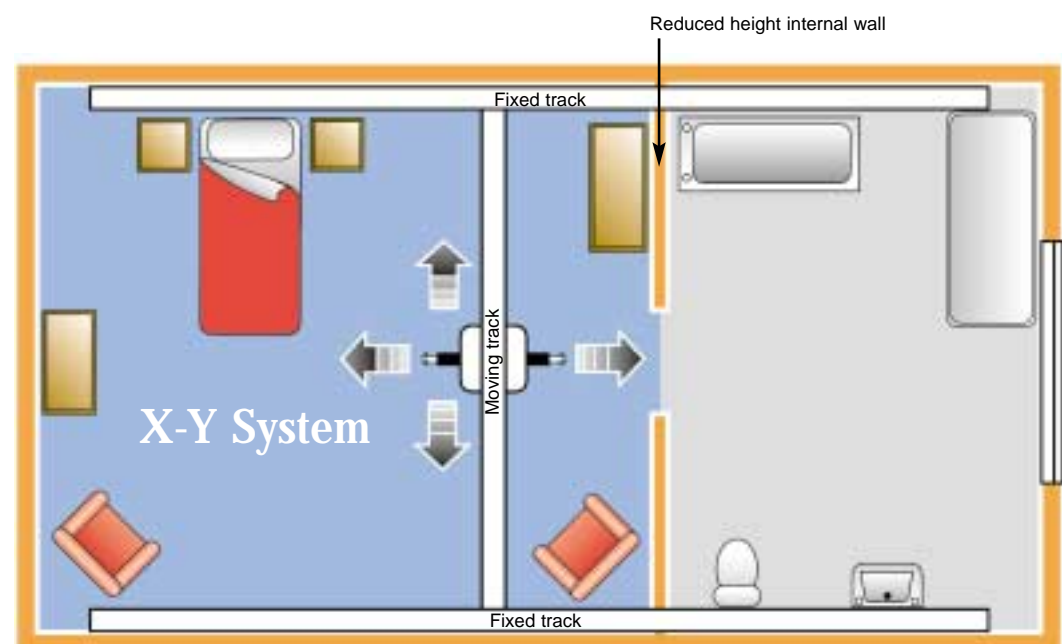
Ceiling Track Hoists

Gemini



LIFTECH
SYSTEMS LTD.


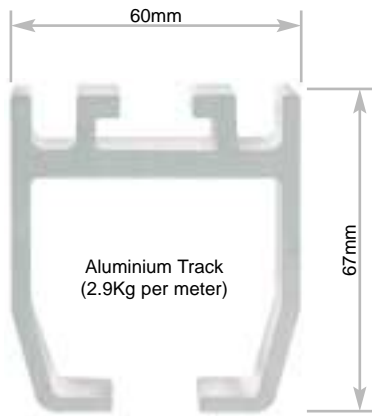
Track Layout



- ✓ There are many different types of hoist systems available depending on the special needs of the patient and the construction of the property.
- ✓ Liftech Systems Ltd. design and manufacture bespoke track and hoist systems to support virtually every moving and handling situation.
- ✓ We are always happy to advise or assist in the design of a ceiling track hoist system to suit individual projects whether it's a new build or an existing adaptation.
- ✓ Full technical manual available on request.

Technical Information

Note: Dimensions apply to all hoist models



Standard Hoist Features

- ✓ Over speed protection
- ✓ Light aluminium track
- ✓ Emergency lowering (*in the event of powercut*)
- ✓ Audible overload warning and cut-out
- ✓ Emergency stop
- ✓ Fully padded swivel lifting bar

Hoist Model Specification

	SWL 20 STONE	SWL 30 STONE	SWL 38 STONE	POWER TRAVERSE	ON-BOARD BATTERIES	AUTO-CHARGING END OF TRACK	MANUAL CHARGING PLUG-IN CONTROL	TRANSFORMER 240V AC - 24V DC	X-Y TRACKING SYSTEM	STRAIGHT TRACK UP TO 4M	STRAIGHT TRACK OVER 4M	CURVED TRACK UP TO 4M	CURVED TRACK OVER 4M
STANDARD HOIST (125ACTR)	✓			✓				✓		✓		✓	
STANDARD HOIST (125ACFW)	✓							✓		✓		✓	
HEAVY DUTY HOIST (185ACTR)		✓		✓				✓		✓		✓	
HEAVY DUTY HOIST (185ACFW)		✓						✓		✓		✓	
HEAVY DUTY HOIST (240ACTR)			✓	✓				✓		✓		✓	
HEAVY DUTY HOIST (240ACFW)			✓					✓		✓		✓	
FULL BATTERY HOIST (125DCTR)	✓			✓	✓	✓					✓		✓
FULL BATTERY HOIST (125DCFW)	✓				✓		✓		✓		✓		✓
FULL BATTERY HOIST HEAVY DUTY (185DCTR)		✓		✓	✓	✓				✓	✓	✓	✓
FULL BATTERY HOIST HEAVY DUTY (185DCFW)		✓			✓		✓		✓		✓	✓	✓
FULL BATTERY HOIST HEAVY DUTY (240DCTR)			✓	✓	✓	✓				✓	✓	✓	✓
FULL BATTERY HOIST HEAVY DUTY (240DCFW)			✓		✓		✓		✓		✓	✓	✓