

swift ramp system™

“Quick, reusable and 100% modular”

The *swift ramp system* has been carefully designed from modular and adjustable components that are manufactured and stocked in quantity ready for quick despatch and installation. This durable system is easy to select, specify and install and gives endless configurations with a superb end result.

Your benefits:

- ▶ order in kits for simple, effective purchasing
- ▶ long life Zinc coating prevents rusting
- ▶ designed to fit right up to the door
- ▶ available in two standard system widths
- ▶ high capacity construction

Standard handrail for ramp

Code: SRH19-S
(code for one side only)
Size: 190cm long

D-shaped returned end

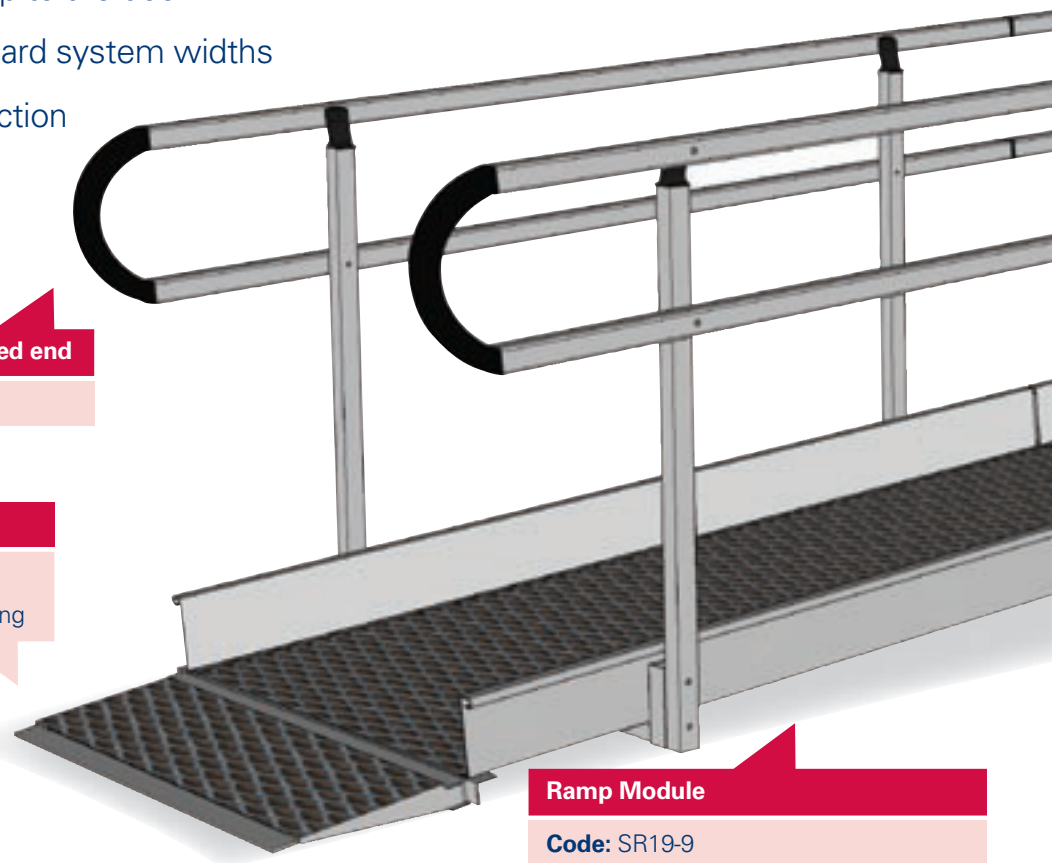
Code: SRH-DE

Lead in Ramp

Code: SRLI3-9
Size: 96 x 34cm long

Ramp Module

Code: SR19-9
Size: 190cm long x 90cm wide (internal)





Standard handrail



Classic handrail



Expanded metal surface for excellent grip and drainage.




Unique ergonomic handrail design - galvanised with lacquer finish.

Standard handrail for platform

Code: SRPH11-S
Size: 110cm long

Platform

Code: SRP11-11
Size: 110 x 110cm




Step & Handrail Kit

Code: SRS1-10S
Size: 110cm platform width, 1 step

How to select a kit:

For many applications, one of our Complete System Kits shown on pages 32 & 33 can provide exactly what you need. However, if these don't suit, please see our system selection guide on page 34 to help you select the components for your specific application.

Key Dimensions



Regular System

- A** - Internal Width - 90cm (35ins)
- B** - External Width - 110cm (43ins)

Wide System

- A** - Internal Width - 130cm (51ins)
- B** - External Width - 150cm (59ins)

Capacity:* 400kg (Static load m²)



- C** - Upper Rail Height - 90cm (35ins)
- D** - Mid Rail Height - 64cm (25ins)
- E** - Kerb Height - 10cm (4ins)
- F** - Max System Height - 100cm (39ins)
(Please enquire if greater height required)

*Each 2m of system


Complete System Kits

These kits include all the components required for the configuration shown and are designed to resolve the most common applications.

Kit A – Ramp Only (Regular System Width)

Often used to provide access to an existing platform or step.

Kit includes lead in ramp, ramp module(s), 13cm aluminium doorplate, height adjustable legs, handrails as appropriate and all assembly fixings.



SRKA22-9S

Plan view.

Key Product Information

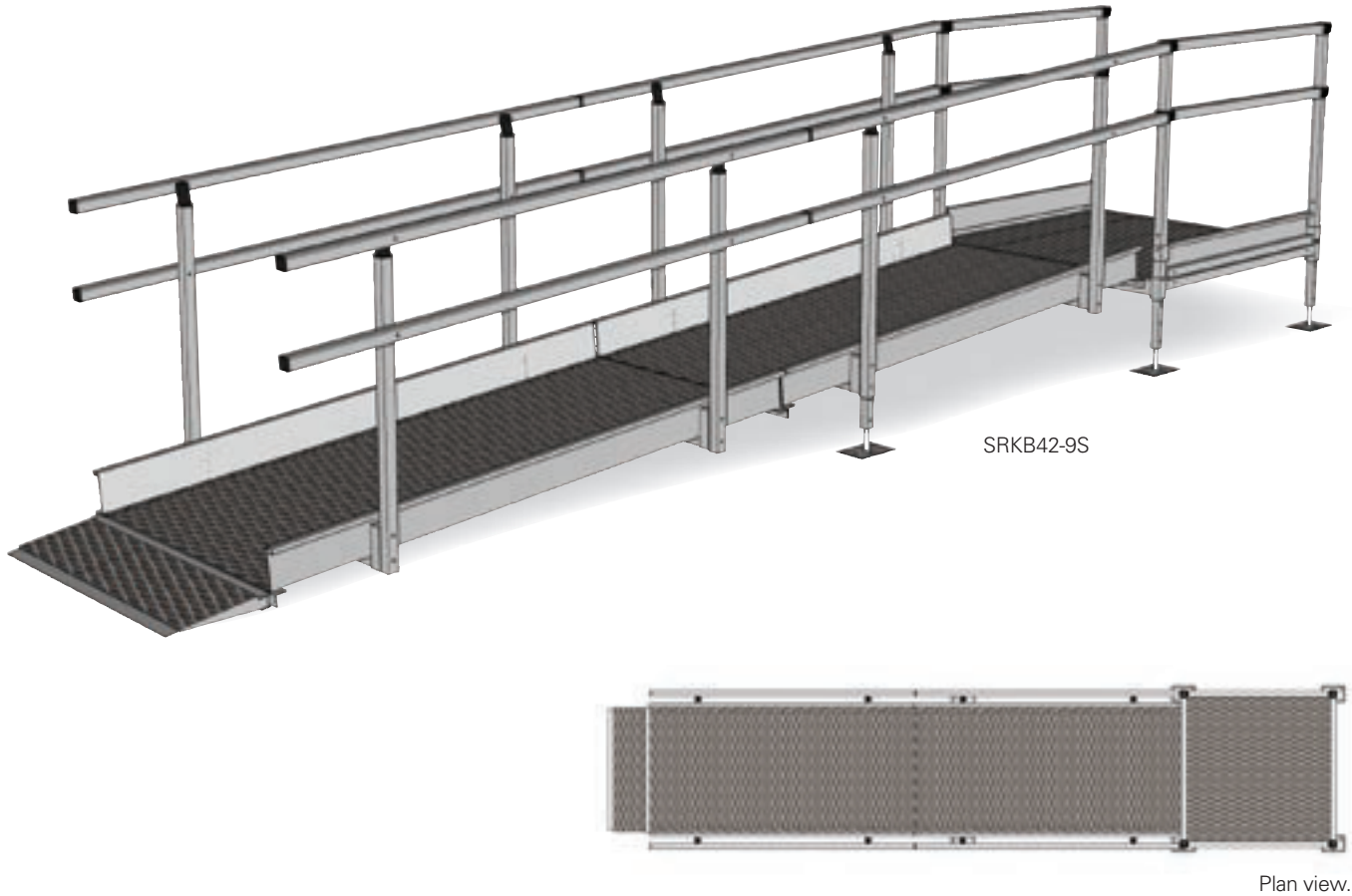
Ramp Length*	c/w Standard Handrail	Code c/w Classic Handrail	No Handrail	Kit Includes:
170cm (67ins)	SRKA17-9S	SRKA17-9C	SRKA17-9	Lead in ramp, 136cm ramp module, 13cm aluminium doorplate, 2 x height adjustable legs and handrails as appropriate
224cm (88ins)	SRKA22-9S	SRKA22-9C	SRKA22-9	Lead in ramp, 190cm ramp module, 13cm aluminium doorplate, 2 x height adjustable legs and handrails as appropriate
265cm (104ins)	SRKA27-9S	SRKA27-9C	SRKA27-9	Lead in ramp, 231cm ramp module, 13cm aluminium doorplate, 2 x height adjustable legs and handrails as appropriate
306cm (120ins)	SRKA31-9S	SRKA31-9C	SRKA31-9	Lead in ramp, 2 x 136cm ramp module, 13cm aluminium doorplate, 4 x height adjustable legs and handrails as appropriate
360cm (142ins)	SRKA36-9S	SRKA36-9C	SRKA36-9	Lead in ramp, 136cm ramp module, 190cm ramp module, aluminium doorplate, 4 x height adjustable legs and handrails as appropriate
415cm (163ins)	SRKA42-9S	SRKA42-9C	SRKA42-9	Lead in ramp, 2 x 190cm ramp module, 13cm aluminium doorplate, 4 x height adjustable legs and handrails as appropriate
456cm (180ins)	SRKA46-9S	SRKA46-9C	SRKA46-9	Lead in ramp, 231cm ramp module, 190cm ramp module, 13cm aluminium doorplate, 4 x height adjustable legs and handrails as appropriate
496cm (195ins)	SRKA50-9S	SRKA50-9C	SRKA50-9	Lead in ramp, 2 x 231cm ramp module, 13cm aluminium doorplate, 4 x height adjustable legs and handrails as appropriate
551cm (217ins)	SRKA55-9S	SRKA55-9C	SRKA55-9	Lead in ramp, 2 x 190cm ramp module, 136cm ramp module, 13cm aluminium doorplate, 6 x height adjustable legs and handrails as appropriate
605cm (238ins)	SRKA61-9S	SRKA61-9C	SRKA61-9	Lead in ramp, 3 x 190cm ramp module, 13cm aluminium doorplate, 6 x height adjustable legs and handrails as appropriate
632cm (249ins)	SRKA63-9S	SRKA63-9C	SRKA63-9	Lead in ramp, 2 x 231cm ramp module, 136cm ramp module, 13cm aluminium doorplate, 6 x height adjustable legs and handrails as appropriate

* length includes lead in ramp but not doorplate

Kit B – Ramp and Platform (Regular System Width)

A very popular installation layout, complying with the requirements for a resting platform at the top of a ramp. The 110cm square platform can be used in both straight through and turning configurations.

Kit includes 110 x 110cm platform, lead in ramp, ramp module(s), 13cm aluminium doorplate, height adjustable legs, handrails as appropriate and all assembly fixings.



SRKB42-9S

Plan view.

Key Product Information

Ramp Length*	Length Including Platform*	Code			Kit Includes:
		c/w Standard Handrail	c/w Classic Handrail	No Handrail	
170cm (67ins)	280cm (110ins)	SRKB17-9S	SRKB17-9C	SRKB17-9	110x110cm Platform, lead in ramp, 136cm ramp module, 13cm aluminium doorplate, 2 x height adjustable legs and handrails as appropriate
224cm (88ins)	334cm (131ins)	SRKB22-9S	SRKB22-9C	SRKB22-9	110x110cm Platform, lead in ramp, 190cm ramp module, 13cm aluminium doorplate, 2 x height adjustable legs and handrails as appropriate
265cm (104ins)	375cm (148ins)	SRKB27-9S	SRKB27-9C	SRKB27-9	110x110cm Platform, lead in ramp, 231cm ramp module, 13cm aluminium doorplate, 2 x height adjustable legs and handrails as appropriate
306cm (120ins)	416cm (164ins)	SRKB31-9S	SRKB31-9C	SRKB31-9	110x110cm Platform, lead in ramp, 2 x 136cm ramp module, 13cm aluminium doorplate, 4 x height adjustable legs and handrails as appropriate
360cm (142ins)	470cm (185ins)	SRKB36-9S	SRKB36-9C	SRKB36-9	110x110cm Platform, lead in ramp, 136cm ramp module, 190cm ramp module, 13cm aluminium doorplate, 4 x height adjustable legs and handrails as appropriate
415cm (163ins)	525cm (207ins)	SRKB42-9S	SRKB42-9C	SRKB42-9	110x110cm Platform, lead in ramp, 2 x 190cm ramp module, 13cm aluminium doorplate, 4 x height adjustable legs and handrails as appropriate
456cm (180ins)	576cm (227ins)	SRKB46-9S	SRKB46-9C	SRKB46-9	110x110cm Platform, lead in ramp, 231cm ramp module, 190cm ramp module, 13cm aluminium doorplate, 4 x height adjustable legs and handrails as appropriate
496cm (195ins)	606cm (239ins)	SRKB50-9S	SRKB50-9C	SRKB50-9	110x110cm Platform, lead in ramp, 2 x 231cm ramp module, 13cm aluminium doorplate, 4 x height adjustable legs and handrails as appropriate
551cm (217ins)	661cm (260ins)	SRKB55-9S	SRKB55-9C	SRKB55-9	110x110cm Platform, lead in ramp, 2 x 190cm ramp module, 136cm ramp module, 13cm aluminium doorplate, 6 x height adjustable legs and handrails as appropriate
605cm (238ins)	715cm (281ins)	SRKB61-9S	SRKB61-9C	SRKB61-9	110x110cm Platform, lead in ramp, 3 x 190cm ramp module, 13cm aluminium doorplate, 6 x height adjustable legs and handrails as appropriate
632cm (249ins)	742cm (292ins)	SRKB63-9S	SRKB63-9C	SRKB63-9	110x110cm Platform, lead in ramp, 2 x 231cm ramp module, 136cm ramp module, 13cm aluminium doorplate, 6 x height adjustable legs and handrails as appropriate

* length includes lead in ramp but not doorplate

System Components


These components can be used to build a complete system to your desired specification, and include any fixings required for assembly. The diagrams on pages 30 - 31 will help you select all the components you require.

System Selection Guide

Remember, we're happy to help at any stage, so don't hesitate to contact us on our technical support and sales helpline. The following points must be considered with any system ordered:

- ▶ every ramp system starts with a **Lead In Ramp** from floor level
- ▶ each ramp module requires 2 **Telescopic Legs**
- ▶ **Handrails** are ordered separately for ramps and platforms
- ▶ at the top of any system, a **Doorplate** is used to overlap onto a threshold or step to ensure there is no gap

Ramp Components



Ramp Modules

Code	Size cm (ins)
Regular System (90cm internal width)	
SR14-9	136 (54)
SR19-9	190 (75)
SR23-9	231 (91)
Wide System (130cm internal width)	
SR14-13	136 (54)
SR19-13	190 (75)
SR23-13	231 (91)

Telescopic Leg

(code is for 1 leg only)

SRLT	up to <100 (39) high
------	----------------------

D-shaped returned end

For Standard Handrail
(code is for 1 side only)

SRH-DE	30 x 30 (12 x 12)
--------	-------------------



SRLT



Standard Handrail

(code is for 1 side only)


Code	Size cm (ins)
SRH14-S	136 (54)
SRH19-S	190 (75)
SRH23-S	231 (91)



Classic Handrail

(code is for 1 side only)

Code	Size cm (ins)
SRH14-C	136 (54)
SRH19-C	190 (75)
SRH23-C	231 (91)



Lead in ramp

Regular System

SRLI3-9	96 x 34 (38 x 13)
---------	-------------------

Wide System

SRLI3-13	130 x 30 (51 x 12)
----------	--------------------

Chamfered Edges

SRLICE	34 x 34 (13 x 13)
--------	-------------------



Ramp Doorplate

Aluminium for easy onsite trimming

Regular System

SRDP1-9	96 x 13 (38 x 5)
---------	------------------

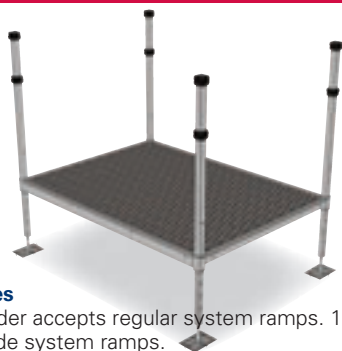
SRDP2-9	96 x 22 (38 x 9)
---------	------------------

SRDP5-9	96 x 47 (38 x 19)
---------	-------------------

Wide System

SRDP2-15	150 x 22 (59 x 9)
----------	-------------------

Platform Components



Platform Modules

110cm side or wider accepts regular system ramps. 150cm wide or wider accepts wide system ramps.

Code	Size cm (ins)	Includes telescopic legs and uprights for railings. 150 x 150cm and 150 x 190cm platforms have removable bars on one side reducing ground clearance required to 2.3cm.
SRP11-11	110 x 110 (43 x 43)	
SRP11-15	110 x 150 (43 x 59)	
SRP15-15	150 x 150 (59 x 59)	
SRP15-19	150 x 190 (59 x 75)	



Standard Handrail

includes toe plate (code for 1 side only)

Code	Size cm (ins)
SRPH4-S	40 (16) incl. handrail upright
SRPH8-S	80 (22) incl. handrail upright
SRPH11-S	110 (43)
SRPH15-S	150 (59)
SRPH19-S	190 (75)



Classic Handrail

includes toe plate (code for 1 side only)

SRPH4-C	40 (16) incl. handrail upright
SRPH8-C	80 (22) incl. handrail upright
SRPH11-C	110 (43)
SRPH15-C	150 (59)
SRPH19-C	190 (75)

Platform Components Continued



Toe-plate only
(code is for 1 side only)

Code	Size cm (ins)
SRPTP4	40 (16)
SRPTP8	80 (32)
SRPTP11	110 (43)
SRPTP15	150 (59)
SRPTP19	190 (75)



Platform Doorplate
Aluminium for easy onsite trimming

Code	Size cm (ins)
110cm width platform modules	
SRPDP1-9	96 x 13 (38 x 5)
SRPDP2-9	96 x 22 (38 x 9)
SRPDP5-9	96 x 47 (38 x 19)
150cm width platform modules	
SRPDP2-15	150 x 22 (59 x 9)

Platform Spacer
Use between adjoining platforms to provide a gap between handrails of adjacent ramps

Code	Size cm (ins)
SRP6-11	6 x 110 (2 x 43)
SRP6-15	6 x 150 (2 x 59)



Triangular Platform

Triangular Platform Modules

Description	Code	Size cm (ins)	Code	Size cm (ins)
110cm width platform / regular system ramp		20° turn		40° turn
Platform (includes; 1 telescopic leg and handrail uprights)	SRPT11-20	110 x 48 (43 x 19)	SRPT11-40	110 x 85 (43 x 33)
Standard Handrail Kit	SRPTH11-20S	48 (19)	SRPTH11-40S	85 (33)
Classic Handrail Kit	SRPTH11-20C	48 (19)	SRPTH11-40C	85 (33)
150cm width platform / wide system ramp				
Platform (includes; 1 telescopic leg and handrail uprights)	SRPT15-20	150 x 62 (59 x 24)	SRPT15-40	150 x 112 (59 x 44)
Standard Handrail Kit	SRPTH15-20S	62 (24)	SRPTH15-40S	112 (44)
Classic Handrail Kit	SRPTH15-20C	62 (24)	SRPTH15-40C	112 (44)

Step Kits

Platform height	Extra steps required	c/w Standard Handrail	c/w Classic Handrail	No Handrail
110cm platform width				
up to 35cm	1	SRS11-11S	SRS11-11C	SRS11-11
up to 52.5cm	2	SRS11-21S	SRS11-21C	SRS11-21
up to 70cm	3	SRS11-31S	SRS11-31C	n/a
up to 87.5cm	4	SRS11-41S	SRS11-41C	n/a
up to 105cm	5	n/a	SRS11-51C	n/a
up to 122.5cm	6	n/a	SRS11-61C	n/a
up to 140cm	7	n/a	SRS11-71C	n/a
150cm platform width				
up to 35cm	1	SRS15-15S	SRS15-15C	SRS15-15
up to 52.5cm	2	SRS15-25S	SRS15-25C	SRS15-25
up to 70cm	3	SRS15-35S	SRS15-35C	n/a
up to 87.5cm	4	SRS15-45S	SRS15-45C	n/a
up to 105cm	5	n/a	SRS15-55C	n/a
up to 122.5cm	6	n/a	SRS15-65C	n/a
up to 140cm	7	n/a	SRS15-75C	n/a

Other Options

Description	Code	Size cm (ins)
Gate unit		
110cm platform width	SRG-11	90 x 30 (35 x 12)
150cm platform width	SRG-15	130 x 30 (51 x 12)
Accessories		
Fixings kit; includes spares of fixings required for assembling the system	SRSK	
Tool kit; includes tools required to assemble Swift Ramp System	SRSTK	



Gate Unit

Swift ramp system - re-usable modular installed system